

DNTJR(X) Type Flexible Copper Stranded Wire



Technical Data

Material	T2 Copper Wire, Copper Content > 99.95%
Surface Treatment	Bare Copper, Tin-Plated
Cross-Sectional Area	1.5mm-2000mm
Packaging Method	Packaged in coils, or on spools, or on reels

Structure and Application

DNTJR(X) type flexible copper stranded wire can be used in electrical installations, switchgear, electric furnaces, and batteries, serving as a flexible conductor and for flexible grounding. The DNTJR(X) type flexible copper stranded wire is made of T2 copper wire, twisted in accordance with the National Standard of the People's Republic of China GB/T12970.2-2009.

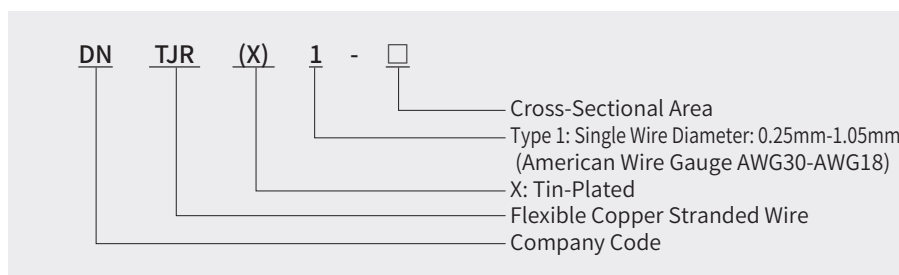
Specifications and Model

Product Model	Single Wire Diameter (mm)	Single Wire Diameter (American Wire Gauge AWG)
DNTJR(X)1	0.25mm-1.05mm	AWG30-AWG18
DNTJR(X)2	0.20mm	AWG32
DNTJR(X) 3	0.15mm	-

Note: Customizable according to customer requirements

DNTJR(X)1 Type Flexible Copper Stranded Wire

Model Meaning




Single Wire Diameter: 0.25mm-1.05mm (American Wire Gauge AWG30-AWG18)

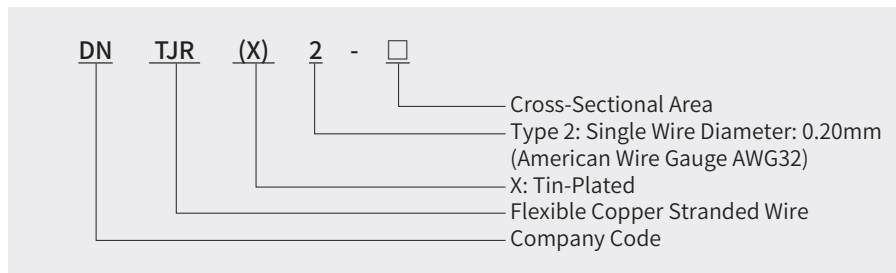
Product Model	Nominal Cross-Sectional Area (mm ²)	Calculate Cross-Sectional Area (mm ²)	Wire Structure		Calculated Outer Diameter (mm)	Maximum DC Resistance at 20°C Ω/km DNTJR1	Calculated Weight (kg/km)
			Total Number of Wires	Strands × Wires per Strand / Single Wire Diameter (mm)			
DNTJR(X)1-1.6	1.60	1.57	32	32/0.25	1.63	11.5	14.7
DNTJR(X)1-2	2.00	1.96	40	40/0.25	1.82	9.24	18.3
DNTJR(X)1-2.5	2.5	2.41	49	7×7/0.25	2.25	7.58	22.7
DNTJR(X)1-4	4.0	3.94	49	7×7/0.32	2.88	4.64	37.1
DNTJR(X)1-6.3	6.0	6.16	49	7×7/0.40	3.60	2.97	58.0
DNTJR(X)1-10	10	10.01	49	7×7/0.51	4.59	1.83	94.3
DNTJR(X)1-16	16	15.84	84	7×12/0.49	6.17	1.16	150
DNTJR(X)1-25	25	25.08	133	19×7/0.49	7.35	0.376	239
DNTJR(X)1-35	35	35.14	133	19×7/0.58	8.70	0.525	334
DNTJR(X)1-40	40	40.15	133	19×7/0.62	9.30	0.459	382
DNTJR(X)1-50	50	48.30	133	19×7/0.68	10.20	0.382	459
DNTJR(X)1-63	63	67.72	189	27×7/0.65	12.00	0.294	597
DNTJR(X)1-70	70	68.64	189	27×7/0.68	12.53	0.269	653
DNTJR(X)1-80	80	78.20	259	37×7/0.62	13.02	0.236	744
DNTJR(X)1-95	95	94.06	259	37×7/0.68	14.28	0.196	895
DNTJR(X)1-100	100	99.68	259	37×12/0.70	14.70	0.185	948
DNTJR(X)1-120	120	117.67	324	27×12/0.68	17.39	0.157	1119
DNTJR(X)1-125	125	124.69	324	27×12/0.70	19.90	0.148	1186
DNTJR(X)1-160	160	162.86	324	27×12/0.80	20.20	0.113	1549
DNTJR(X)1-185	185	183.85	324	27×12/0.85	21.74	0.100	1749
DNTJR(X)1-200	200	196.15	444	37×12/0.75	21.80	0.0940	1866
DNTJR(X)1-250	250	251.95	444	37×12/0.85	24.72	0.0732	2397
DNTJR(X)1-315	315	310.58	703	37×19/0.75	26.25	0.0596	2954
DNTJR(X)1-400	400	398.92	703	37×19/0.85	29.75	0.0462	3795
DNTJR(X)1-500	500	498.30	703	37×19/0.95	33.25	0.0370	4740
DNTJR(X)1-630	630	627.1	1159	61×19/0.83	37.35	0.0294	5965
DNTJR(X)1-800	800	804.0	1159	61×19/0.94	42.30	0.0229	7651
DNTJR(X)1-1000	1000	1003.6	1159	61×19/1.05	47.25	0.0184	9547

Note: Customizable according to customer requirements

DNTJR(X)2 Type Flexible Copper Stranded Wire



Model Meaning



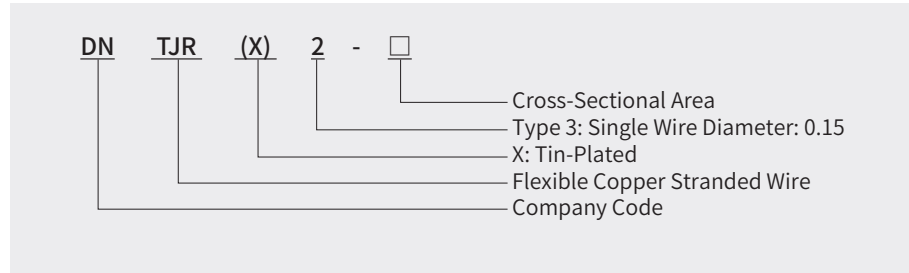
Single Wire Diameter: 0.20mm (American Wire Gauge AWG32)

Product Model	Nominal Cross-Sectional Area (mm ²)	Calculate Cross-Sectional Area (mm ²)	Wire Structure		Calculated Outer Diameter (mm)	Maximum DC Resistance at 20°C Ω/km		Calculated Weight (kg/km)
			Total Number of Wires	Strands × Wires per Strand / Single Wire Diameter (mm)		DNTJR2	DNTJR(X)2	
DNTJR(X)2-1	1.0	1.01	32	32/0.20	1.30	17.9	18.2	9.43
DNTJR(X)2-4	4.0	3.96	126	7×18/0.20	3.00	4.62	4.82	37.3
DNTJR(X)2-6.3	6.3	6.16	196	7×28/0.20	3.72	2.97	3.10	58.0
DNTJR(X)2-10	10	9.90	315	7×45/0.20	4.62	1.85	1.93	93.3
DNTJR(X)2-16	16	15.83	504	12×42/0.20	6.18	1.16	1.23	150
DNTJR(X)2-25	25	25.07	798	19×42/0.20	7.45	0.736	0.781	238
DNTJR(X)2-35	35	35.41	1127	7×7×23/0.20	10.57	0.521	0.545	337
DNTJR(X)2-40	40	40.02	1274	7×7×26/0.20	10.62	0.461	0.482	381
DNTJR(X)2-50	50	49.26	1568	7×7×32/0.20	11.70	0.375	0.392	469
DNTJR(X)2-63	63	63.11	2009	7×7×41/0.20	13.32	0.292	0.305	600

Note: Customizable according to customer requirements

DNTJR(X)3 Type Flexible Copper Stranded Wire

Model Meaning



Single Wire Diameter: 0.20mm (American Wire Gauge AWG32)

Product Model	Nominal Cross-Sectional Area (mm ²)	Calculate Cross-Sectional Area (mm ²)	Wire Structure		Calculated Outer Diameter (mm)	Maximum DC Resistance at 20°C Ω/km		Calculated Weight (kg/km)
			Total Number of Wires	Strands × Wires per Strand / Single Wire Diameter (mm)		DNTJR2D	DNTJR(X)2	
DNTJR(X)3-1.5	1.5	1.48	84	3×28/0.15	1.1	11.5	11.7	13.6
DNTJR(X)3-2	2	2.01	114	3×38/0.15	1.9	9.24	9.39	18.7
DNTJR(X)3-2.5	2.5	2.54	144	3×48/0.15	2.2	7.40	7.73	23.4
DNTJR(X)3-4	4	4.02	228	4×57/0.15	2.8	4.62	4.82	37.4
DNTJR(X)3-5	5	5.03	285	5×57/0.15	3.0	3.69	3.86	46.3
DNTJR(X)3-6	6	6.05	343	7×49/0.15	3.5	2.97	3.10	55.6
DNTJR(X)3-8	8	8.03	455	7×65/0.15	4.0	2.33	2.44	74.0
DNTJR(X)3-10	10	10.01	567	7×81/0.15	4.6	1.85	1.93	92.1
DNTJR(X)3-12	12	11.98	679	7×97/0.15	5.0	1.48	1.55	111.0
DNTJR(X)3-16	16	15.94	903	7×3×43/0.15	6.0	1.16	1.21	151.0
DNTJR(X)3-20	20	20.02	1134	7×3×54/0.15	6.8	0.925	0.965	191.5
DNTJR(X)3-25	25	25.21	1428	7×3×68/0.15	7.7	0.736	0.769	242.5
DNTJR(X)3-35	35	34.85	1974	7×3×94/0.15	9.0	0.535	0.595	335.9
DNTJR(X)3-50	50	49.57	1888	12×3×78/0.15	11.0	0.374	0.391	483.1
DNTJR(X)3-70	70	69.46	3933	19×3×69/0.15	13.2	0.262	0.274	678.4
DNTJR(X)3-95	95	94.59	5358	19×3×94/0.15	15.5	0.196	0.205	934.4
DNTJR(X)3-100	100	99.57	5640	20×3×94/0.15	15.8	0.183	0.191	979.9
DNTJR(X)3-120	120	120.76	6840	19×4×90/0.15	16.8	0.153	0.160	1178.8
DNTJR(X)3-150	150	150.15	8550	19×5×90/0.15	18.5	0.124	0.130	1449.3
DNTJR(X)3-185	185	185.10	10488	18×7×81+3×94/0.15	21.5	0.0997	0.1040	1801.1
DNTJR(X)3-200	200	200.20	11340	20×7×81/0.15	22.5	0.0940	0.0982	1945.4
DNTJR(X)3-250	250	249.70	14147	20×7×97+7×81/0.15	25.0	0.0735	0.0768	2426.9
DNTJR(X)3-315	315	310.41	17575	37×19×25/0.15	31.0	0.0592	0.0619	2897.6
DNTJR(X)3-400	400	397.33	22496	37×19×32/0.15	34.0	0.0470	0.0491	3708.9
DNTJR(X)3-500	500	496.66	28120	37×19×40/0.15	38.0	0.0366	0.0382	4636.1

Note: Customizable according to customer requirements